

WATER HOSES & ACCESSORIES

CATERCONNEX

Water hoses for commercial catering applications

A range of WRAS-approved food service water hoses for various applications. Including the industries recognised Aquavend® food-grade drinking water hoses.



INCLUDED IN THE RANGE


- F-series - stainless steel braided **tap hoses**
- A-series - stainless steel braided **appliance hoses**
- **AquaVend® hoses** - the original food-grade drinking water hoses
- DM-series - stainless steel **drinking machine hoses**
- NSF certified **coiled hoses** - perfect for mobile equipment
- And more...



FEATURING
**THE ORIGINAL
AQUAVEND®**
POTABLE
WATER HOSE

Coiled Hoses

Coiled hoses for mobile stations to resist kinking and stretching.



Pressure Reducing Valve & Gauge

1/2-inch to 3/4-inch adjustable 1-6 bar valve, complete with gauge.



Quick-Disconnect Couplings

Quick-disconnect couplings available for portable systems and easy maintenance.




























WATER HOSES & ACCESSORIES

CATERCONNEX

STAINLESS STEEL BRAIDED TAP HOSES

NB: Hoses that do not list a PEX* hose equivalent are available upon request.

	Model	Length	Bore Size	Connections	Description	
	F01	300mm	10mm	1/2" x 15mm	Braided tap hose (BTH)	
	F01-PEX	'PEX lined' version* as F01 above				
	F02	300mm	10mm	1/2" x 1/2"	Braided connector hose	
	F03	300mm	13mm	1/2" x 15mm	Maxi bore BTH	
	F03-PEX	'PEX lined' version* as F03 above				
	F04	300mm	10mm	1/2" x 15mm	BTH c/w isolation valve	
	F05	300mm	10mm	1/2" x 15mm	BTH c/w push fit	
	F05-5	300mm	13mm	1/2" x 15mm	BTH c/w push fit	
	F06	300mm	10mm	1/2" x 15mm	BTH c/w push fit and isolation valve	
	F06-5	300mm	13mm	1/2" x 15mm	BTH c/w push fit and isolation valve	
	F07	300mm	10mm	3/4" x 15mm	Braided tap hose (BTH)	
	F08	500mm	10mm	1/2" x 15mm	Braided tap hose (BTH)	
	F08-PEX	'PEX lined' version* as F08 above				
	F09	500mm	10mm	3/4" x 15mm	Braided tap hose (BTH)	
	F10	500mm	10mm	3/4" x 22mm	Braided tap hose (BTH)	
	F10-5	300mm	13mm	3/4" x 22mm	Braided tap hose (BTH)	
	F11	500mm	10mm	1/2" x 1/2"	Braided connector hose	
	F13	500mm	13mm	1/2" x 15mm	BTH c/w push fit and isolation valve	
						

MECHLINE OFFERS AN EXTENSIVE RANGE OF WRAS-APPROVED BRAIDED STAINLESS STEEL (AISI 304) WATER HOSES - SUITABLE FOR NUMEROUS APPLICATIONS.

NOMINAL

Bore mm:	10	13	19
Bore Dia. OD mm:	14	17	26
Working pressure (Bar):	15	15	12
Burst pressure (Bar 20°C):	100	90	80
Bend Radius mm:	40	50	70
Temp:	Max - 20° to + 100°C		

APPLICATION

For hot or cold water, to sanitary fittings, pumps, catering equipment, air-conditioning, sink taps, heating or between rigid pipework.

FITTINGS

- Crimped (swaged) ferrules in Nickel-Plated Brass; end fittings are Brass, Chrome Plated or Plastic
- Fittings can be either male or female, push fit, elbow or straight
- Other fittings are available on request as Special Order

CaterConnex is a registered trademark and the property of Mechline Developments Ltd.

NB: Product accreditation may not apply to all products in the relevant range. Please contact Mechline to confirm. Unless otherwise stated, all products carry a warranty of twelve (12) months against manufacturing defect or workmanship on parts. No inclusion is made for labour or site attendance. Dimensions shown in mm unless otherwise stated. Information and numerical data has been prepared as a general guide to the products but intending buyers & users must satisfy themselves as to the suitability and safety of the products for their particular purposes & duties. The WRAS Approved Product logo is a certification mark which is owned by WRAS Ltd.



WATER



GAS



WASTE
MANAGEMENT



PEST
CONTROL

WATER HOSES & ACCESSORIES

CATERCONNEX

STAINLESS STEEL BRAIDED APPLIANCE HOSES

NB: Hoses that do not list a PEX* hose equivalent are available upon request.

Model	Length	Bore Size	Connections	WRAS
A02	1000mm	10mm	1/2", female, straight swivel x 1/2" elbow swivel	WRAS Approved Product
A03	1200mm	10mm	1/2", female, straight swivel x 1/2" elbow swivel	WRAS Approved Product
A04	1500mm	10mm	1/2", female, straight swivel x 1/2" elbow swivel	WRAS Approved Product
A05	1000mm	13mm	3/4", female, straight swivel x 3/4" elbow swivel	WRAS Approved Product
A05-PEX	'PEX lined' version* as A05 above			WRAS Approved Product
A06	1200mm	13mm	3/4", female, straight swivel x 3/4" elbow swivel	WRAS Approved Product
A06-PEX	'PEX lined' version* as A06 above			WRAS Approved Product
A07	1500mm	13mm	3/4", female, straight swivel x 3/4" elbow swivel	WRAS Approved Product
A09	1000mm	19mm	3/4", female, straight swivel x 3/4" elbow swivel	WRAS Approved Product
A10	1200mm	19mm	3/4", female, straight swivel x 3/4" elbow swivel	WRAS Approved Product
A11	1500mm	19mm	3/4", female, straight swivel x 3/4" elbow swivel	WRAS Approved Product



STAINLESS STEEL DRINKING MACHINE HOSES

Model	Length	Bore Size	Connections
DM01	500mm	10mm	3/8" female coned x 3/8" elbow, female coned
DM02	1000mm	10mm	3/8" female coned x 3/8" elbow, female coned
DM07	1000mm	10mm	1/2" x 1/2" female - straight both ends
DM08	1500mm	10mm	1/2" x 1/2" female - straight both ends
DM09	1000mm	10mm	3/4" x 3/4" female - straight both ends
DM10	1500mm	10mm	3/4" x 3/4" female - straight both ends

PEX hose equivalents are available upon request

*PEX (cross-linked polyethylene) lined water hoses can provide added durability and flexibility. The risk of harbouring Legionella bacteria is greatly reduced making it ideal for potable water systems, hospitals, care homes, hospices, etc.

MECHLINE ORIGINAL AQUAVEND® HOSE

FOOD GRADE DRINKING WATER HOSES.
MECHLINE AQUAVEND® SERIES IS THE
ULTIMATE TASTE – FREE POTABLE WATER HOSE.

AquaVend
 The Original AquaVend® Hose



FEATURES

- WRAS Approved
- High quality, reinforced, wipe-clean PVC material
- Inner braided and multi-layered for extra strength
- Suitable for water up to 70°C
- Abrasion and kink resistant
- Will not support microbiological growth
- Highly flexible

Suitable for: Catering equipment, vending machines, ice makers, coffee machines, water softeners, water filters and anywhere where taste-free water delivery is required.
 Maximum water pressure: 10 bar at 20°C



See following page for a full range of Mechline Original AquaVend® hose products

WATER HOSES & ACCESSORIES

CATERCONNEX

MECHLINE ORIGINAL AQUAVEND® HOSE



MAVD-10-10-PBS

NB:
Other sizes,
lengths and fittings
are available on
request.

HOSES

Model	Length	Bore Size	Connections	
10mm BORE PLASTIC FITTINGS				
MAVD-10-10-P	1000mm	10mm	3/4" 90° Elbow x 3/4" Female (retained washers)	
MAVD-10-12-P	1200mm	10mm	3/4" 90° Elbow x 3/4" Female (retained washers)	
MAVD-10-15-P	1500mm	10mm	3/4" 90° Elbow x 3/4" Female (retained washers)	
MAVD-10-20-P	2000mm	10mm	3/4" 90° Elbow x 3/4" Female (retained washers)	
10mm BORE NICKEL PLATED BRASS FITTINGS				
MAVD-10-10-B	1000mm	10mm	3/4" 90° Elbow (f/faced) x 3/4" Female (f/faced)	
MAVD-10-12-B	1200mm	10mm	3/4" 90° Elbow (f/faced) x 3/4" Female (f/faced)	
MAVD-10-15-B	1500mm	10mm	3/4" 90° Elbow (f/faced) x 3/4" Female (f/faced)	
MAVD-10-20-B	2000mm	10mm	3/4" 90° Elbow (f/faced) x 3/4" Female (f/faced)	
10mm BORE PLASTIC/BRASS FITTINGS				
MAVD-10-10-PBS	1000mm	10mm	3/4" Elbow (retained washer) x 15mm Standpipe	
MAVD-10-12-PBS	1200mm	10mm	3/4" Elbow (retained washer) x 15mm Standpipe	
MAVD-10-15-PBS	1500mm	10mm	3/4" Elbow (retained washer) x 15mm Standpipe	
MAVD-10-20-PBS	2000mm	10mm	3/4" Elbow (retained washer) x 15mm Standpipe	
12mm BORE PLASTIC FITTINGS				
MAVD-12-10-P	1000mm	12mm	3/4" 90° Elbow x 3/4" Female (retained washers)	
MAVD-12-12-P	1200mm	12mm	3/4" 90° Elbow x 3/4" Female (retained washers)	
MAVD-12-15-P	1500mm	12mm	3/4" 90° Elbow x 3/4" Female (retained washers)	
MAVD-12-20-P	2000mm	12mm	3/4" 90° Elbow x 3/4" Female (retained washers)	
12mm BORE NICKEL PLATED BRASS FITTINGS				
MAVD-12-10-B	1000mm	12mm	3/4" 90° Elbow (f/faced) x 3/4" Female (f/faced)	
MAVD-12-12-B	1200mm	12mm	3/4" 90° Elbow (f/faced) x 3/4" Female (f/faced)	
MAVD-12-15-B	1500mm	12mm	3/4" 90° Elbow (f/faced) x 3/4" Female (f/faced)	
MAVD-12-20-B	2000mm	12mm	3/4" 90° Elbow (f/faced) x 3/4" Female (f/faced)	
12mm BORE PLASTIC/BRASS FITTINGS				
MAVD-12-10-PBS	1000mm	12mm	3/4" Elbow (retained washer) x 15mm Standpipe	
MAVD-12-12-PBS	1200mm	12mm	3/4" Elbow (retained washer) x 15mm Standpipe	
MAVD-12-15-PBS	1500mm	12mm	3/4" Elbow (retained washer) x 15mm Standpipe	
MAVD-12-20-PBS	2000mm	12mm	3/4" Elbow (retained washer) x 15mm Standpipe	



Plastic



Nickel Plated Brass



Brass



Plastic



Nickel Plated Brass



Brass

AQUAVEND ADAPTORS/REDUCING BUSHES

Model	Length	Bore Size	Connections
MAVD-R-5-P	N/A	N/A	3/4 to 1/2 in., plastic end
MAVD-R-5-C	N/A	N/A	3/4 to 1/2 in., chromed brass
MAVD-R-3-P	N/A	N/A	3/4 to 3/8 in., plastic end
MAVD-R-3-C	N/A	N/A	3/4 to 3/8 in., chromed brass



SPECIALITY HOSES, QUICK DISCONNECT VALVES & ACCESSORIES

Coiled Hose



A **high-quality** innovation in water hose technology, **coiled hoses** are constructed from spiral **polyurethane tubing** with **brass end fittings**.

- Specially engineered to **coil and stretch** without weakening the integrity of the hose
- **Ideal for mobile equipment** when cleaning and doing maintenance
- Maximum water pressure: 100psi (6.8 bar)
- **NSF certified**
- Other lengths available as special order

1000mm (when hose fully extended),
1/2" thread/bore

ADD A
**QUICK-DISCONNECT
VALVE** TO EASILY
DISCONNECT HOSES
FROM THE WATER
SUPPLY WITH NO
LEAKING!

Model	Connections
SW50-1000	1000mm (when hose fully extended), 1/2" thread/bore

NB: SW50-1000 can be fitted with Quick-Disconnect connections, as required. See below for more information on QD valves.

Quick-Disconnect Water Valves



Quick-Disconnect Coupling valves allow easy disconnection of the water supply and prevent residual water escaping from the equipment. They make servicing and maintenance work easy to do.

- Isolates water and **self-seals** to minimise residual water when equipment is moved.
- Available in 1/2", 3/4" and 1".

Model	Connections
HQD50	1/2", 2-Way Brass Quick-Disconnect Water Valve
HQD75	3/4", 2-Way Brass Quick-Disconnect Water Valve



Washing Machine Hoses - unbraided

Model	Connections
W15B	1500mm, Inlet hose Blue, 3/4" elbow x 3/4" straight
W25B	2500mm, Inlet hose Blue, 3/4" elbow x 3/4" straight
W15R	1500mm, Inlet hose Red, 3/4" elbow x 3/4" straight
W25R	2500mm, Inlet hose Red, 3/4" elbow x 3/4" straight



Pressure Reducing Valve & Gauge

Model	Connections
PRV50/75	1/2 to 3/4" adjustable 1-6 bar, pressure reducing valve, complete with pressure gauge

**VISIT OUR BRAND
NEW WEBSITE
FOR ALL THE LATEST
MECHLINE NEWS**

INCLUDING PRODUCT LAUNCHES, SUCCESS
STORIES AND CUSTOMER COMPETITIONS

www.mechline.com

