

MODEL:

BaSix BSX-400-CT-D

BASIX

BaSix 400 Hand Wash Station with a pair of CaterTap DOME taps

Accreditation: WRAS

Basin Range: BSX-400

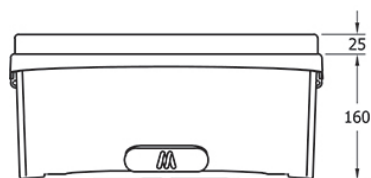
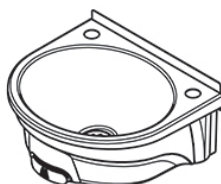
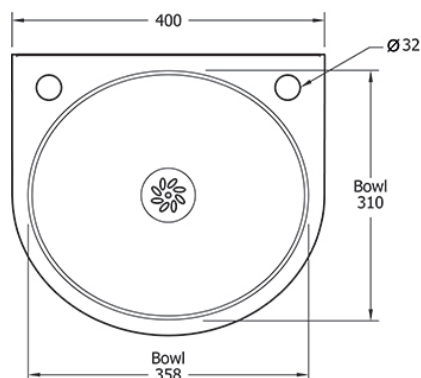
Controls: Dome

FEATURES & BENEFITS

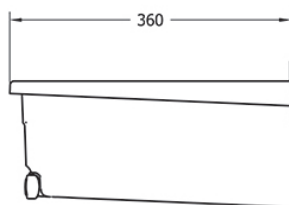
- WRAS approved across the whole range.
- Curved design ideal for commercial kitchens.
- No sharp corners for kitchen staff to knock into.
- Easy to clean integral flush grated waste reduces the risk of bacterial development.
- Bowl and deck are permanently bonded to the skirt removing the need for exposed bolts and rivets.
- High strength injection moulded skirt removes the possibility of cut hazards created by sharp stainless steel edge.
- Mounting bracket with integral spirit level for fast and easy installation.
- Optional waste bins can be fitted to all models.
- Stylish, functional design.

TECHNICAL INFO

- Dimensions: O/D: 400 x 360 x 160mm Bowl: 358x310x130mm deep
- Basin material: Polycarbonate basin skirt with 304 stainless steel bowl
- One and one quarter inch drain waste fitting supplied
- Basin weight: 2.48kg
- Taps used on this basin are WRCT-500BD



FRONT VIEW



SIDE VIEW

Dimensions are in millimeters. If a Cad file is required please visit www.mechline.com.



MECHLINE DEVELOPMENTS LIMITED

Tel: +44 (0)1908 261511 | Email: info@mechline.com | Web: www.mechline.com